

Message from the School

Marie Reed is a diverse, multi-lingual learning community dedicated to nurturing the whole child to develop the values, character, and knowledge to become global citizens. Our students have enriching experiences including Food Prints and gardening, swimming, and field trips. Students participate in music and art showcases and attend arts-related field trips. Our dedicated teaching staff prioritizes building trusting relationships with all families in order to work collaboratively to address individual student needs.



📍 2201 18th St. NW, Washington, DC 20009
 🏠 Ward 1
 📞 (202) 673-7308

School Instructional Hours

Monday: 08:45 AM - 03:15 PM
Tuesday: 08:45 AM - 03:15 PM
Wednesday: 08:45 AM - 03:15 PM
Thursday: 08:45 AM - 03:15 PM
Friday: 08:45 AM - 03:15 PM

Total Students (2021-22 Ever-Enrolled): 484
Total Teachers: 45
Total School Leaders: 6
Grades Served: PK3, PK4, KG, 1, 2, 3, 4, 5
Principal: Katie Lundgren
Title-I Status: Yes
Local Education Agency (LEA): District of Columbia Public Schools

School Uniforms Required: Yes
Bus Line(s): 42, 43, 90, 96, S2, S9, DC Circulator
Metro Line(s): Not Provided
Before Care Offered: Yes

- **Cost:** Sliding Scale

After Care Offered: Yes

- **Cost:** Free

School Program Information

Dual Lang/Lang. Immersion
 Restorative Justice Program

Parent Organization

Parent Organization Offered: Yes
Parent Organization Contact: Patricia Capetillo (patricia.capetillo@k12.dc.gov)
Parent Organization Website: www.marieredes.org/pto/message-from-the-president/

Extracurricular & Enrichment Activities

DC Scores Junior Scores
 DC Honors Chorus
 Chess Club

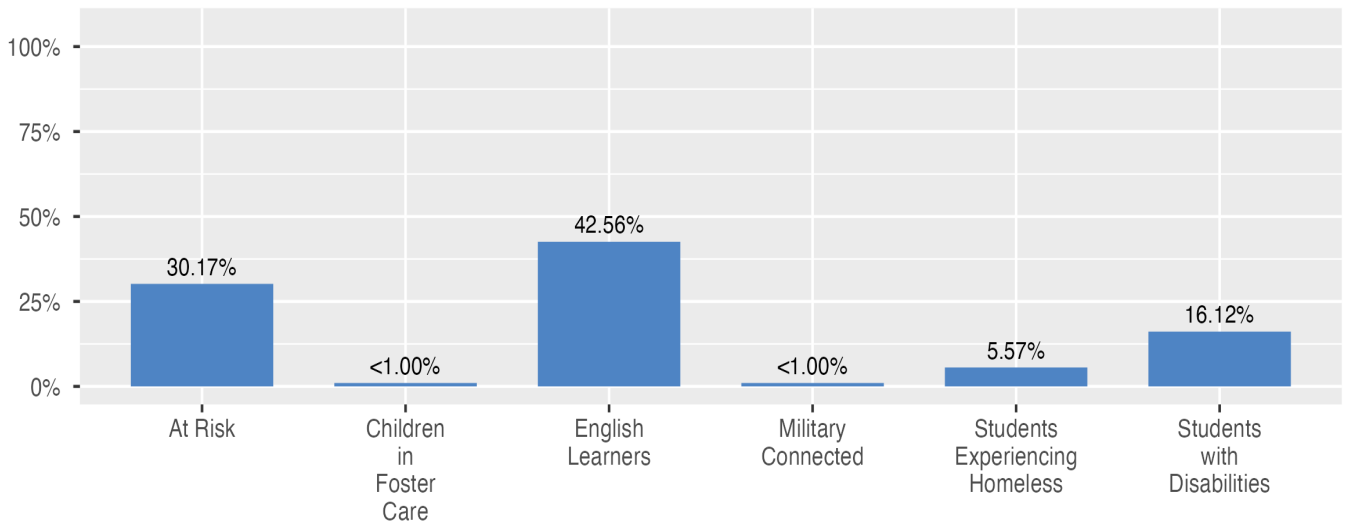
School Enrollment

The ever-enrolled count is the total number of students who are enrolled at any point during the school year; a student who attends a school for one day or 180 days is counted the same way. For this reason, the ever-enrolled count will always be larger than the audit count.

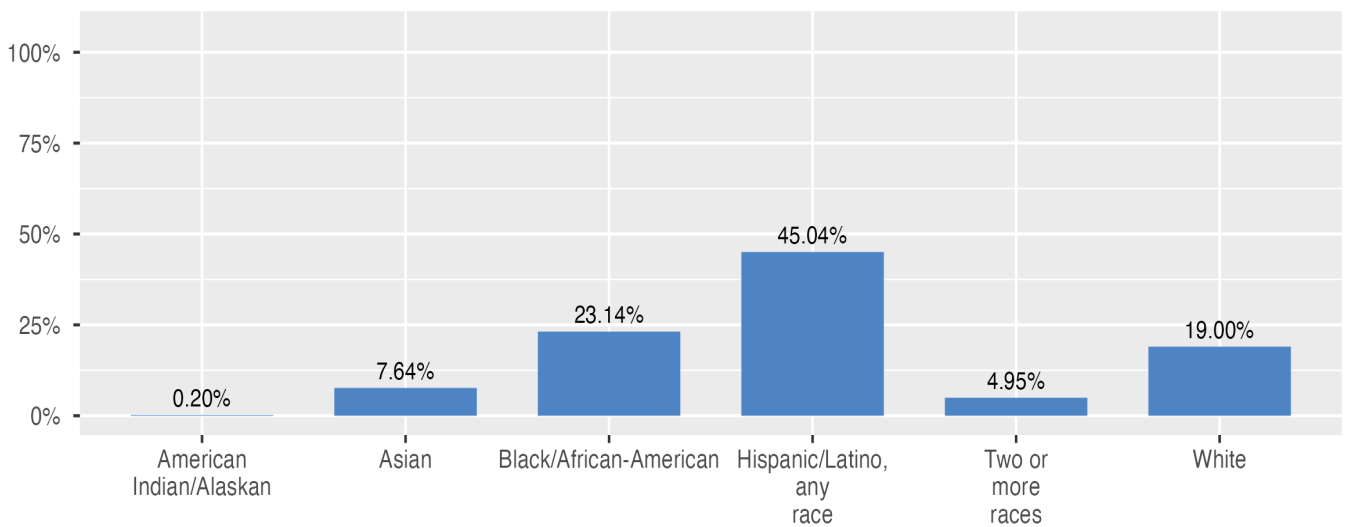
2021-22 Ever-Enrolled by Grade Level

PK3	PK4	KG	Grade 01	Grade 02	Grade 03	Grade 04	Grade 05
44	62	64	64	62	60	70	58

Enrollment by Student Group

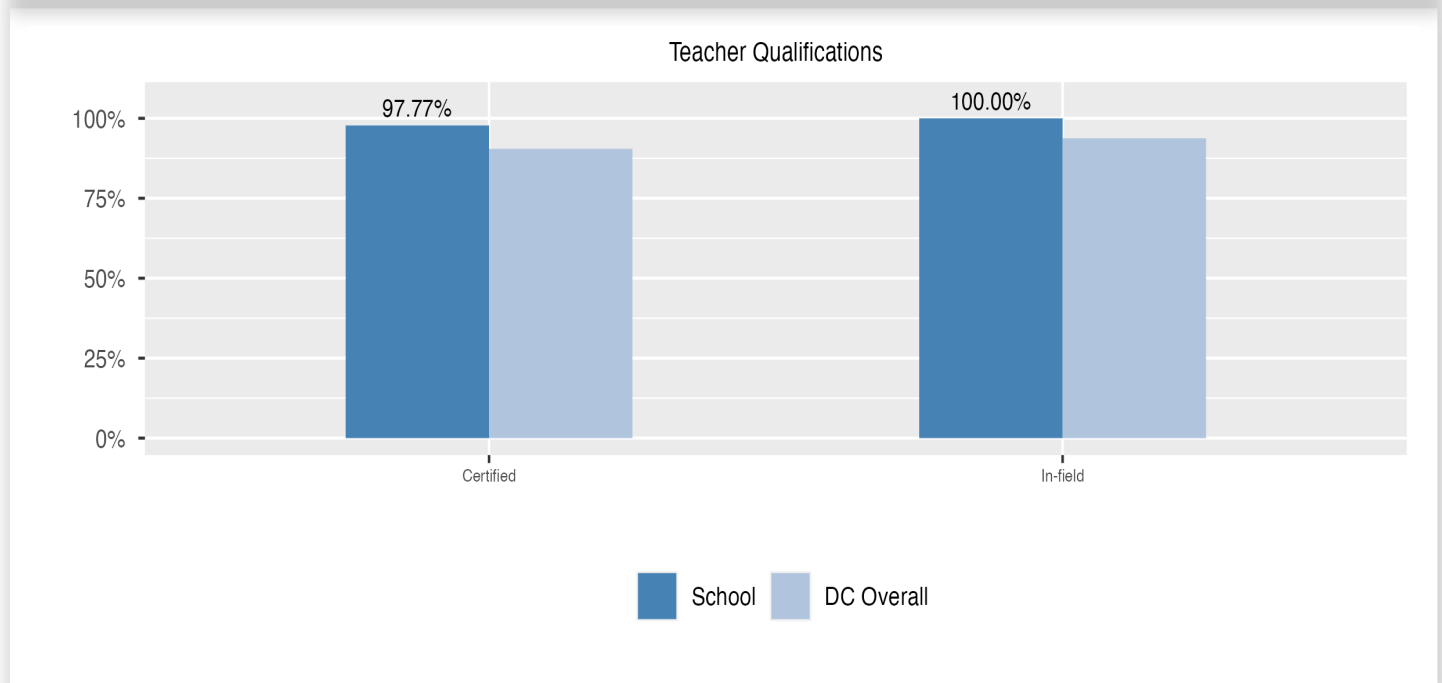
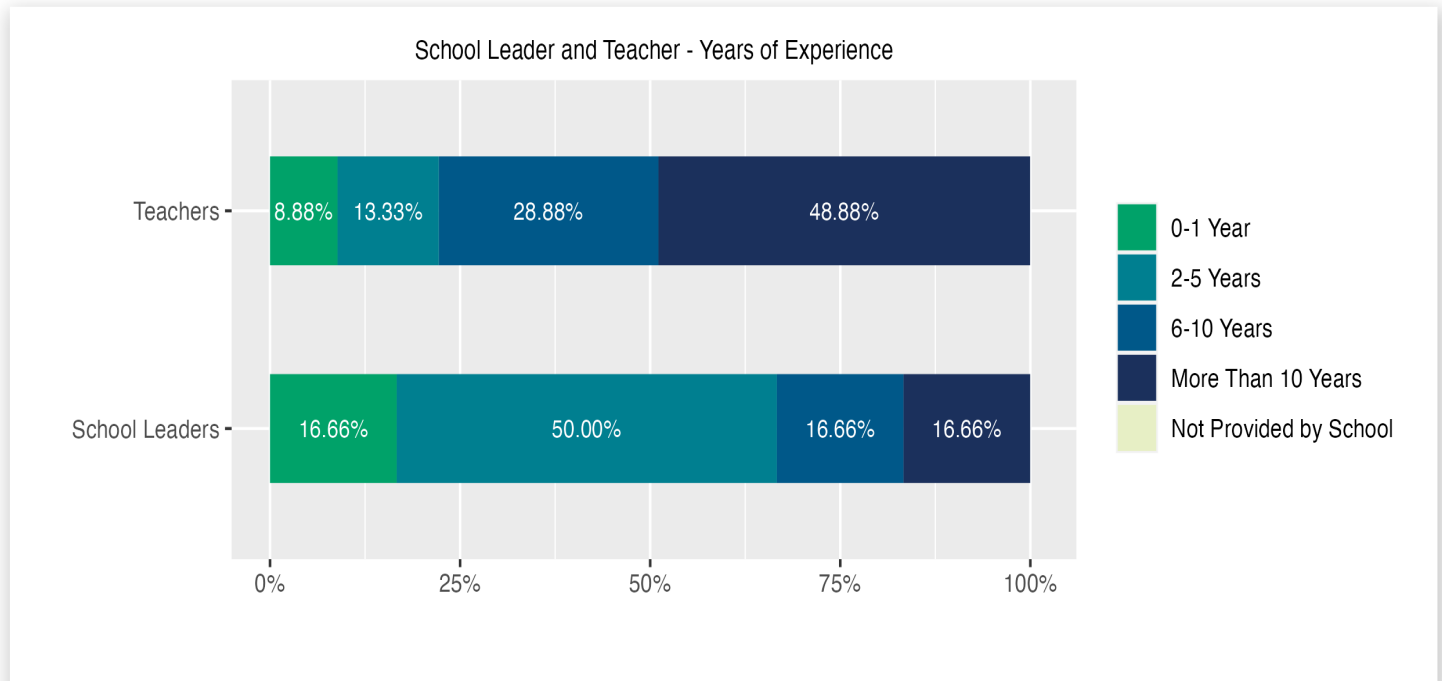


Enrollment by Race/Ethnicity



Teacher and School Leader Data

This page includes information about teacher experience levels in DC Public Schools and public charter schools. For DC Public Schools, it also includes information about credentialed and in-field teachers.

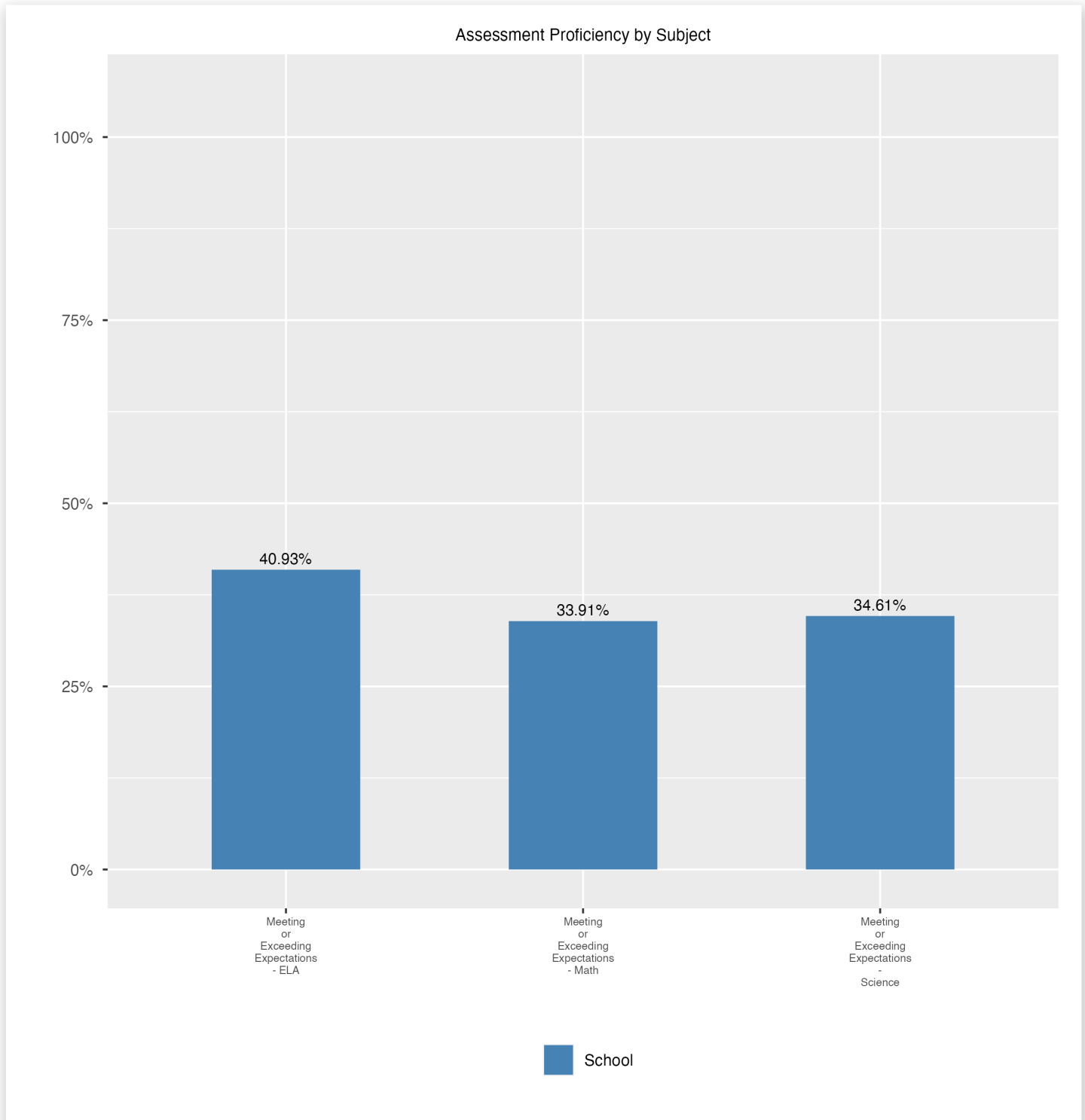


School Safety and Discipline

Information about discipline and school safety in DC, in accordance with the U.S. Department of Education's Civil Rights Data collection, including suspensions and expulsions for students, school related arrests, reported incidents of violence, bullying, and harassment are available in the OSSE Discipline report and data files (<https://osse.dc.gov/page/data-and-reports-0>).

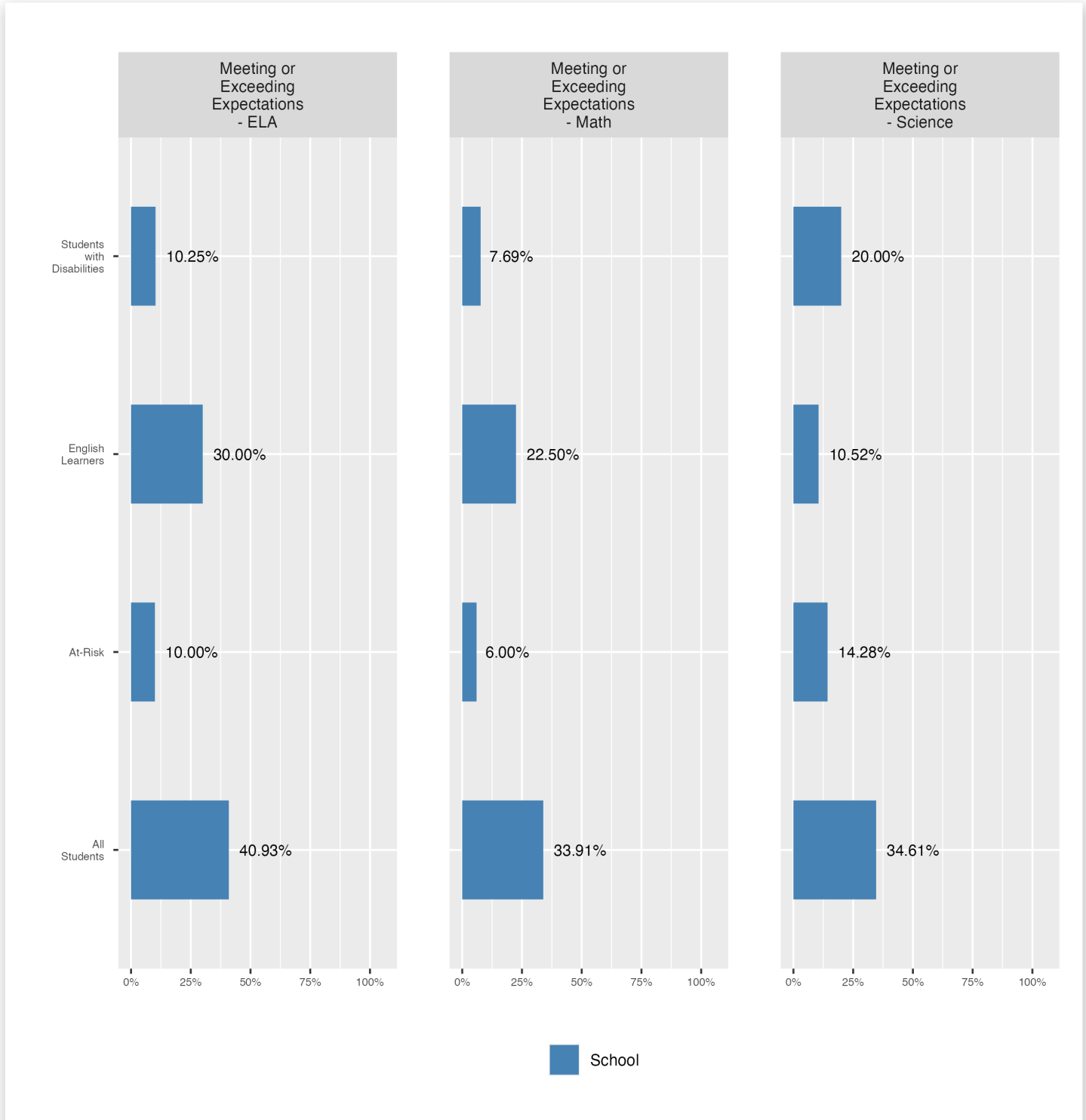
Assessment Proficiency by Subject

This page shows the percentage of students meeting or exceeding grade -or course- level expectations on statewide assessments in English language arts/literacy (ELA), mathematics, and science.



Assessment Proficiency by Group

This page shows the percentage of specific groups of students meeting or exceeding grade- or course-level expectations on statewide assessments.



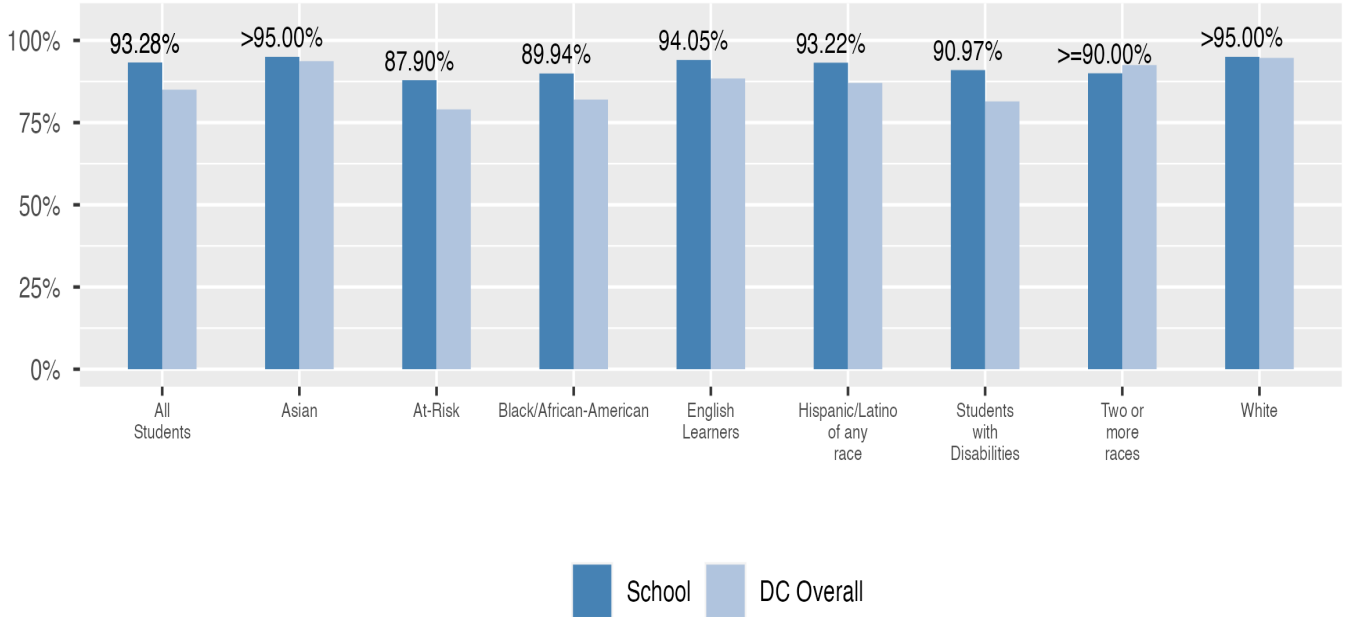
Proficiency by Subject

Statewide assessments in science are administered to students in grades 5 and 8, and students enrolled in high school biology. Missing data indicates that a school does not serve students required to take statewide science assessments.

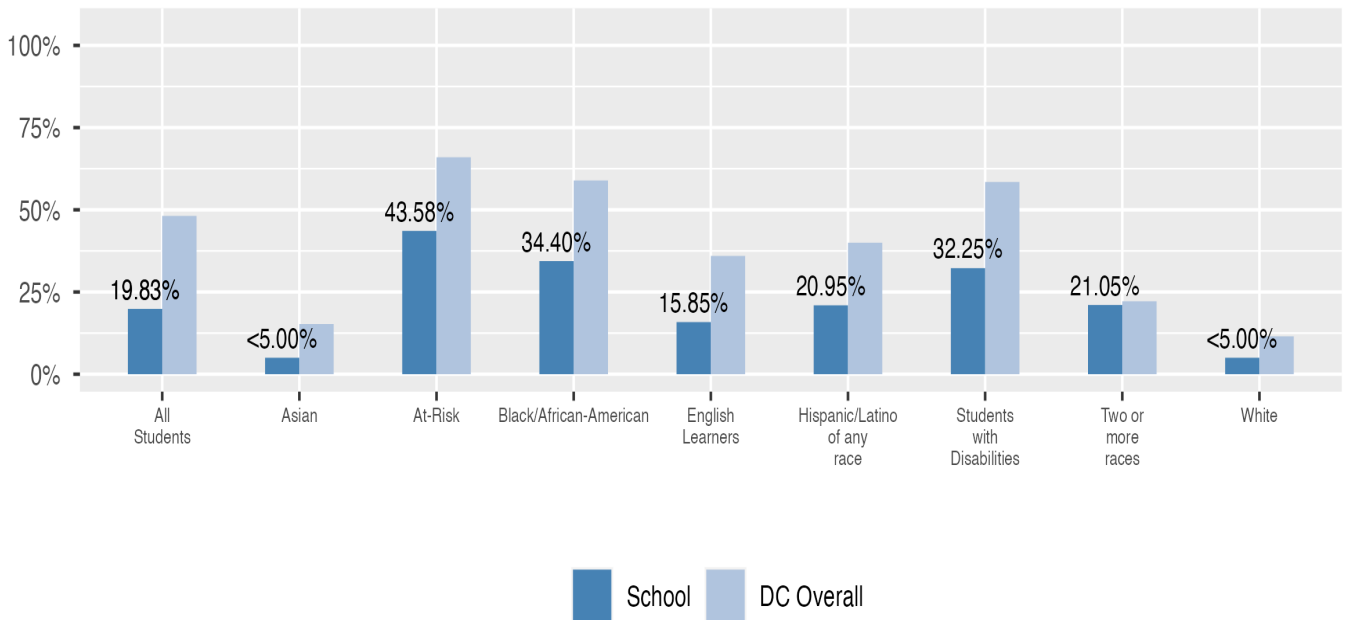
Attendance

Review information on attendance below, including in-seat attendance for all students (there is a separate measure of attendance for pre-K students, since pre-K is not compulsory), and the percentage of students chronically absent, meaning that they miss at least 10% of the school days for which they are enrolled throughout the school year at the school.

In-Seat Attendance

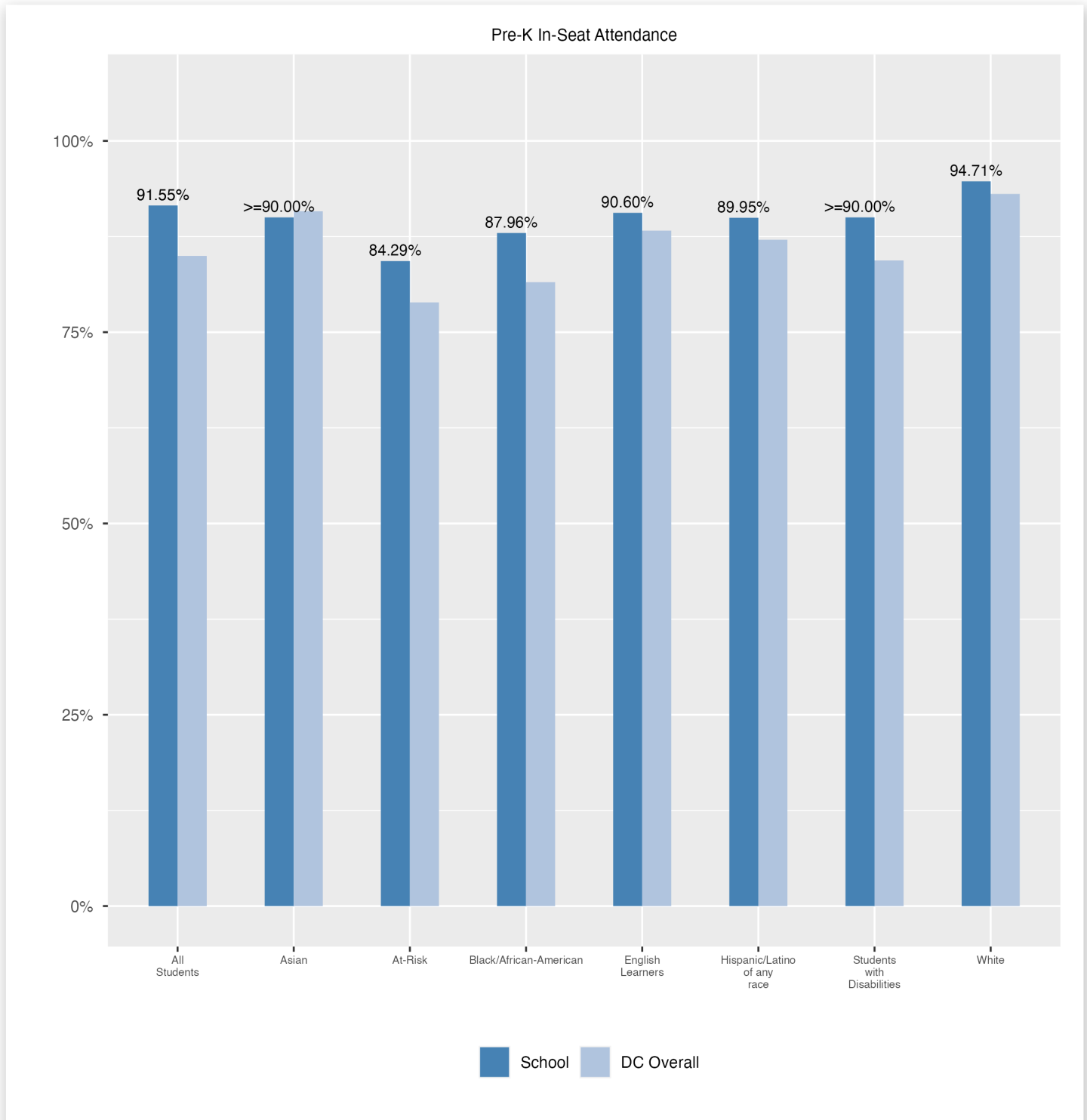


Chronic Absenteeism



Pre-K In-Seat Attendance

Review information on attendance at the school. This includes in-seat attendance for all students (including a separate measure of attendance for pre-K students, since pre-K is not compulsory), the percentage of students chronically absent, meaning that they miss at least 10% of the school days for which they are enrolled throughout the school year at the school.



Student Enrollment Changes

Explore information on how much the population at the school changes throughout the year or from year to year. It shows information about changes in enrollment, including whether students leave or enter the school mid-year, and whether eligible students choose to re-enroll in the school.

